



WESTERN PROVINCE CRICKET CLUB

146 Campground Road, NEWLANDS, 7700, Cape Town, South Africa

The Club: + 27 (0) 21 657 3330 | Website: www.wpcc.co.za | E-mail: members@wpcc.co.za




OFFICIAL USE ONLY	
DATE:	PMT REF:
MEM. #:	ZAR:

ADDITIONAL FAMILY MEMBER APPLICATION FORM 1/6/2018 to 31/5/2019

TO BE COMPLETED BY INDIVIDUALS WISHING TO BE ADDED TO FAMILIES WHO ARE EXISTING MEMBERS

FIRST NAME(S):											SURNAME:																			
GENDER:	Male: <input type="checkbox"/> Female: <input type="checkbox"/>										NATIONALITY:																			
(SA) I.D.:											DATE OF BIRTH:	YYYY	MM	DD																
OCCUPATION:																														
POSTAL ADDRESS:											RESIDENTIAL ADDRESS: *																			
City:											City:																			
Region:											Region:																			
Country:						POSTAL CODE						Country:						POSTAL CODE												

* IF APPLYING FOR COUNTRY OR INTERNATIONAL MEMBERSHIP. PLEASE ATTACH PROOF OF YOUR RESIDENTIAL ADDRESS

HOME PHONE:											WORK NUMBER:																					
CELL NUMBER:											FAX NUMBER:																					
 optional											 optional											 optional										
PRIMARY EMAIL:																																
ALTERNATIVE EMAIL:																																

ON THE TABLE BELOW, SELECT THE **CARD FEE** & ONE **SUBSCRIPTION CATEGORY**. **SPORTING SECTIONS** ARE OPTIONAL. ADD UP THE RELEVANT PRO RATA AMOUNT ACCORDING TO THE MONTH YOU WISH TO START UTILISING THE FACILITIES

Select joining month and then circle the applicable charges in that column													
✓	JUN	JUL	AUG	SEP	OCT	NOV	DEC	JAN	FEB	MAR	APR	MAY	
JOINING FEE													
Card Fee	✓	110	110	110	110	110	110	110	110	110	110	110	110
SUBSCRIPTION CATEGORY – select one option.													
Family Member Spouse		3 040	2 787	2 533	2 280	2 027	1 773	1 520	1 267	1 013	760	507	253
Family Member Junior		680	623	567	510	453	397	340	340	340	340	340	340
International Member Spouse		1 375	1 260	1 146	1 031	917	802	688	573	458	344	229	115
International Member Junior		390	358	325	293	260	228	195	195	195	195	195	195
SPORTS SECTIONS – select multiple categories (Optional)													
NB: The sport you select will be charged to your account each year until cancelled in writing to the Club Manager. The attention of new applicants is drawn to Clause 24.5 of the Club Constitution which states that, with certain exceptions, members cannot play league sport, in which the Club Participates, for another Club without the consent of the Committee.													
Bowls		460	460	460	460	460	460	460	460	460	460	460	460
Cricket – Junior (6-18yrs)		1 010	1 010	1 010	1 010	1 010	1 010	505	505	505	505	505	505
Cricket - Senior		575	575	575	575	575	575	575	575	575	575	575	575
Gym/Fitness Centre		1 560	1 430	1 300	1 170	1 040	910	780	650	520	390	260	130
Hockey League		925	850	770	695	620	540	465	385	310	230	155	80
Oaks Club		110	110	110	110	110	110	110	110	110	110	110	110
Running		100	100	100	100	100	100	100	100	100	100	100	100
Squash League		585	535	490	440	390	340	295	245	195	145	100	50
Tennis League		320	320	320	320	320	320	320	320	320	320	320	320
Junior Tennis League		100	100	100	100	100	100	100	100	100	100	100	100
OTHER ACTIVITES – select multiple (Optional)													
Casual use of Squash Courts		Squash light charges applicable. Guest Fees applicable if playing with a non member											
Casual use of Tennis Courts		Floodlight charges applicable at night. Guest fees applicable if playing with a non member											
Joining a Sports Section		Please ensure that you have paid the applicable section levy											
Cricket Watching at Newlands		Members have the right to purchase tickets specifically for the Members Pavilion.											
Social (Sauna/Pool/Bar etc.)		Please ensure you have read the Club's Rules and Regulations											
TOTAL - ZAR		JUN	JUL	AUG	SEP	OCT	NOV	DEC	JAN	FEB	MAR	APR	MAY

DECLARATION OF FAMILY MEMBER

FULL NAME:			
PHONE NUMBER:		MEMBERSHIP #:	
ADDRESS:			
I have been a member for _____ years			
SIGNATURE:		DATE:	

CHECK LIST FOR OFFICE USE ONLY:

- 1. Proof of address attached for Country / International members only, OR Not applicable
- 2. Attached Proof of Payment – via EFT or deposit
 - Attached Credit Card Instruction
 - Attached Debit Order Plan
 - To be paid on submission of application, in person (Cash, Cheque, Credit/Debit Card)
 - Other _____

FOR OFFICIAL USE ONLY

Approved by Membership Committee Membership Chairperson Signature:	DATE:
---	-------